




Table of Contents

 Introduction	v
 Section 1: Autoimmune Myasthenia Gravis	1
Overview of Classification of MG.....	1
Epidemiology and Pathophysiology.....	2
Classification.....	5
Ocular Myasthenia Gravis.....	6
Bulbar Predominant Myasthenia Gravis.....	12
Generalized Myasthenia Gravis.....	16
 Section 2: Diagnostic Tests	18
Pharmacology (Tensilon® Test).....	19
Pharmacology (Mestinon® Test).....	22
Pharmacology (Ice cube test).....	23
Electromyography (Repetitive Stimulation EMG).....	24
Electromyography (Single Fiber EMG).....	27
Antibody Measurement.....	28






 Section 3: Additional Tests	32
Assessment of Respiratory Function.....	33
CT Scan of the Mediastinum.....	35
Staging of Disease - Osserman Classification of MG (modified from MGFA).....	38
Quantitative Myasthenia Gravis Examination (QMG).....	39
 Section 4: Treatment	40
Acetylcholinesterase Inhibitors.....	41
Thymectomy.....	45
Corticosteroid Agents.....	48
Immunosuppressive Therapies.....	52
Intravenous Immunoglobulin (IVIg).....	58
Plasma Exchange (Plex).....	59
IVIg versus Plex.....	61

Table of Contents (continued)

 Section 5: Special Considerations	62
Myasthenia Gravis during Pregnancy.....	62
Myasthenia Gravis in Neonates.....	63
Myasthenia Gravis in Children.....	64
Myasthenia Gravis in the Elderly.....	65
Concomitant Immune Disorders.....	66
 Section 6: MG Variants	67
Lambert Eaton Myasthenic Syndrome (LEMS).....	68
Congenital Myasthenic Syndromes.....	71
 Section 7: Appendices	
A1: List of Contra-indicated Medications in MG.....	74
A2: Quantitative Myasthenia Gravis Exam (QMG).....	75/76
A3: Imuran® Sliding Scale.....	77
A4: Further Reading.....	78
A5: Author Contact Information.....	79